



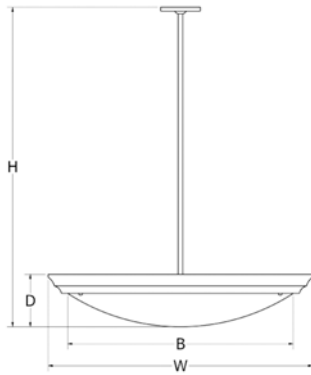
GL-2032

# BRISTOL



# BRISTOL

## Indoor Pendant



### GENERAL SPECIFICATION

**Canopy:** Low profile. May be mounted on flat or sloped ceilings up to 40°.

**GU24:** Complies with Title 24. Fixture includes lamps. 120v only.




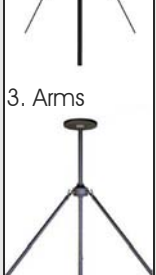

**Lamping:** Standard lamping packages offer long lamp life, high power factor energy efficient electronic ballast.

**Body:** GL-2030-2033 rings spun in 18ga steel or .050 aluminum.

**Acrylic:** Seamless acrylic is UL-94 HB Flame Class rated.

**Modifications:** Consult factory for lamping or cluster options.

**Finish:** Highly durable oven cured no VOC premium powder coat.

SAMPLE CATALOG NUMBER:								
GL-2032-	C-	W-	NSN-	1-	A-	038		
MODEL NO.	LAMPING			ACRYLIC	FINISH	HANGER	OPTION(S)	OVERALL HEIGHT
<b>GL-2030</b> 14lbs B in 18" mm 460 6 kg W in 23 1/4" mm 590 D in 6 1/8" mm 155 H in 29" mm 740	A. 2CFT32 B. 2CFT42	C. 3GU18 D. 3GU25DIM E. 3GU26 F. 3GU32 G. 3GU42	H. 4CFQ26 I. 4CFT26	<b>Standard:</b> W. White Opal  <b>Optional:</b> S. Satin White F. Faux Alabaster	<b>Standard:</b> Powder Coat Specify code from G-Lighting color chart  <b>Optional:</b> Metallic Finishes Specify code from G-Lighting color chart	1. Stem 	A. No Options F. Add Finial 	Standard overall height shown by model no.  For custom overall height, specify in inches.
<b>GL-2031</b> 21lbs B in 24" mm 610 10 kg W in 30 5/8" mm 780 D in 6 1/2" mm 165 H in 34" mm 865	C. 3GU18 D. 3GU25DIM E. 3GU26 F. 3GU32 G. 3GU42 DD. 3CF39	H. 4CFQ26 I. 4CFT26 J. 4CFT32 K. 4CFT42 EE. 4CF39	L. 6GU18 M. 6GU26 N. 6CFQ26 O. 6CFT26 P. 6CFT32 Q. 6CFT42	M. Earth Marble H. Hand Painted Alabaster  Acrylic is UL-94 HB Flame Class rated.	2. Cable 	B. Damp Location Available in powder coat or Brushed Aluminum finish.  D. Dimming See dimming chart.  E. Emergency Ballast Operates one fluorescent lamp. Integral in 30" bowls or larger. All others remotely mounted. Specify voltage after code.  P. Perforated Top Lens		
<b>GL-2032</b> 29lbs B in 30" mm 760 13kg W in 36 1/4" mm 920 D in 6 7/8" mm 170 H in 38" mm 965	C. 3GU18 D. 3GU25DIM E. 3GU26 F. 3GU32 G. 3GU42 DD. 3CF39	H. 4CFQ26 I. 4CFT26 J. 4CFT32 K. 4CFT42 EE. 4CF39	L. 6GU18 M. 6GU26 N. 6CFQ26 O. 6CFT26 P. 6CFT32 Q. 6CFT42	Acrylic is UL-94 HB Flame Class rated.	3. Arms 	Multi-circuiting available upon request.		
<b>GL-2033</b> 37lbs B in 38" mm 965 17kg W in 44 7/8" mm 1140 D in 8 5/8" mm 220 H in 42" mm 1070	L. 6GU18 M. 6GU26 N. 6CFQ26 O. 6CFT26 P. 6CFT32 Q. 6CFT42	R. 6CF39 T. 6CF50 V. 8CFQ26 W. 8CFT26	X. 8CFT32 Y. 8CFT42 BB. 8CF55 CC. 9CF39		4. Stem Cluster 			

Fixtures over 50 lbs require reinforced junction box  
All dimensions are nominal.

### Lamp Code Definition

Lamp	Fluorescent	Lamp Base	Incandescent Equivalent <sup>1</sup>	Rated Life Hrs <sup>1</sup>	Rated Lumens <sup>1</sup>	Rated Kelvin	Lamp	Fluorescent	Lamp Base	Rated Life Hrs <sup>1</sup>	Rated Lumens <sup>1</sup>
GU18	GU24 18W	GU24	75W	10000	1250	2700	CFQ26	CFQ 26W	GX24q-3 4PIN	17000	1530
GU25DIM	GU24 25W	GU24	100W	8000	1750	2700	CFT26	CFTR 26W	GX24q-3 4PIN	17000	1530
GU26	GU24 26W	GU24	100W	10000	1650	2700	CFT32	CFTR 32W	GX24q-3 4PIN	17000	2040
GU32	GU24 32W	GU24	120W	10000	2200	2700	CFT42	CFTR 42W	GX24q-4 4PIN	17000	2690
GU42	GU24 42W	GU24	150W	10000	2730	2700	CF39	CF 36/39W	2G11 4PIN	12000	2510
							CF55	CF 55W	2G11 4PIN	10000	4080

<sup>1</sup>Per MAXLITE & GE lamp products catalog  
Contact factory for availability of other lamp configurations including induction and metal halide.