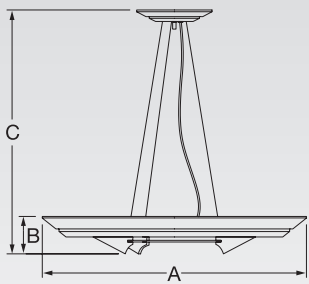


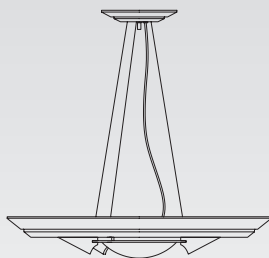


Acceleration

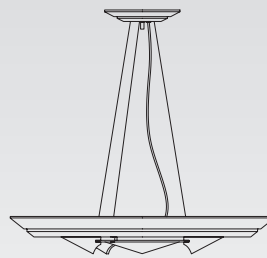
G-29982-K1-2-C-3-072



Lens Option 1



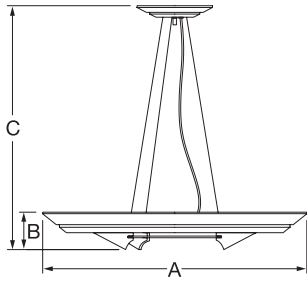
Lens Option 2



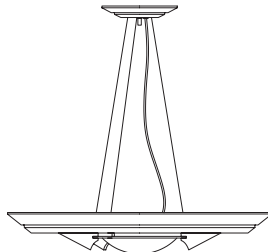
Lens Option 3

G-29981	A	B	C	Weight
	in 33"	5 1/2"	72"	
G-29982	A	B	C	Weight
	in 39"	5 1/2"	72"	
G-29983	A	B	C	Weight
	in 46"	5 1/2"	72"	
	mm 838	140	1829	kg 12
	mm 991	140	1829	kg 14
	mm 1169	140	1829	kg 18

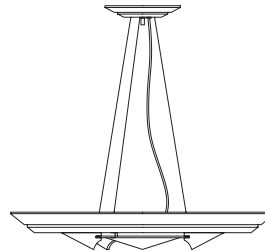
Standard overall height up to 72". Fixture can be easily adjusted to shorter lengths.



Lens Option 1



Lens Option 2



Lens Option 3

Model		A	B	C	Weight
G-29981	in	33"	5 1/2"	72"	lbs 25
	mm	838	140	1829	kg 12
G-29982	in	39"	5 1/2"	72"	lbs 30
	mm	991	140	1829	kg 14
G-29983	in	46"	5 1/2"	72"	lbs 38
	mm	1169	140	1829	kg 18

Standard overall height up to 72". Fixture can be easily adjusted to shorter lengths.

Lamping

Fluorescent	Code	Lumens	Life	Lamp Length	Lamp Base	Diameter		
						35"	39"	46"
4-CF36/39	A	11,600	12,000	16 1/2"	2G11 4 Pin	•	•	•
6-CF36/39	B	17,100	12,000	16 1/2"	2G11 4 Pin	•	•	•
9-CF36/39	C	25,650	12,000	16 1/2"	2G11 4 Pin	•	•	•
4-CF40	D	13,200	12,000	22 1/2"	2G11 4 Pin	•	•	•
6-CF40	E	19,800	12,000	22 1/2"	2G11 4 Pin	•	•	•
9-CF40	F	29,700	12,000	22 1/2"	2G11 4 Pin	•	•	•
4-CF50	G	17,200	14,000	22 1/2"	2G11 4 Pin	•	•	•
6-CF50	H	25,800	14,000	22 1/2"	2G11 4 Pin	•	•	•
9-CF50	I	38,700	14,000	22 1/2"	2G11 4 Pin	•	•	•
4-CF55	J	19,200	10,000	20 3/4"	2G11 4 Pin	•	•	•
6-CF55	K	28,800	10,000	20 3/4"	2G11 4 Pin	•	•	•
9-CF55	L	43,200	10,000	20 3/4"	2G11 4 Pin	•	•	•

Please state voltage. See Code.

Code: 1 120 volts
 2 277 volts

Options

All ballasts are high power factor electronic




Code

- 1 Integral Dimming Ballasts
- 2 Emergency Ballasts-Available for fluorescent fixtures. Remote mounted. Requires two power cords.
- 3 No Options Needed

Matching Fixtures: Nemo Dome, Nemo Family of Sconces, Nautilus Cone

Lenses

CODE

	1	Flat Frosted Glass Diffuser
	2	Satin White Dome
	3	Satin White Cone

Consult factory for more lens options.

Finishes

Painted Finishes	Code		Code
Satin Black	A	Light Bronze	G
Reflector White	B	Dark Bronze	H
Painted Aluminum	C	Painted Antique Brass	I
New Satin Nickel	D	Gray Granite	J
Faux Rust	E	Light Verdigris	K
Beige	F	Sungold	L

Metallic Finishes

Brushed Aluminum P

Note: "Claw" holding lens is always Brushed Aluminum Finish.

How To Specify

To specify a 39" diameter Acceleration Pendant with 6-39 Watt Compact Fluorescent Lamping, 277 volts, Satin White Cone, Brushed Aluminum Finish, 72" Overall Length:

G29982-B2-3-P-3-072

Fixture No.	G29982-	B2-	3-	P-	3-	072
Lamping, Voltage						
Lens						
Finish						
Options						
Overall Length						