



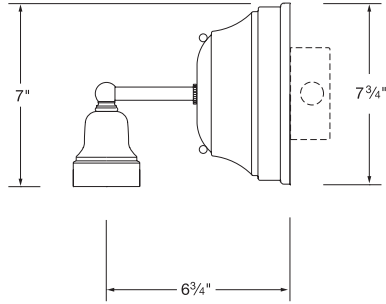
**Waiter**

G-62240-A-A-A

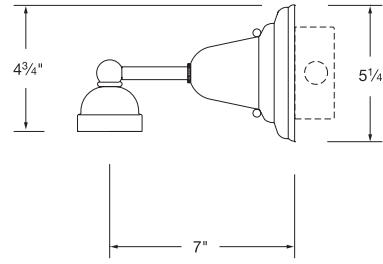


**Menu**

G-62241-B-C-M

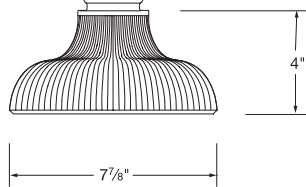


**Fluorescent**  
G-62240

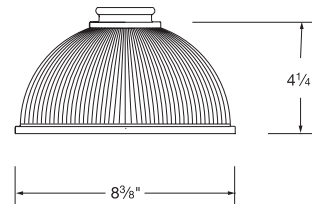


**Incandescent**  
G-62241

**Waiver Glass**  
A-Clear  
B-Frosted



**Menu Glass**  
C-Clear  
D-Frosted



Matching Pendant: Railroad Café

Matching Pendant: Dome Café

## Lamping

Incandescent	Lumens	Lamp Base	Voltage	Code
1-100 A-19	1650	Medium	120	A
Fluorescent				
1-CFQ-13	765	G24q-1, 4 Pin	Universal	B

## Options

All Ballasts are High Power Factor Electronic.

### Code

- 1 Emergency Ballast, for fluorescent fixtures. Remotely mounted.
- 2 Damp Location (Only available with painted or Brushed Aluminum finish.)
- 3 No Options Needed

## Finishes

Standard Painted Finishes		Code	
Satin Black	A	Light Bronze	G
Reflector White	B	Dark Bronze	H
Painted Aluminum	C	Painted Antique Brass	I
New Satin Nickel	D	Gray Granite	J
Faux Rust	E	Light Verdigris	K
Beige	F	Sungold	L
Standard Metallic Finishes			
Polished Brass	M	Antique Brass	O
Satin Brass	N	Brushed Aluminum	P
Premium Finishes (Check with factory for price & availability)			
Polished Nickel	Q	Satin Chrome	U
Satin Nickel	R	Flemish Brass	V
Antique Nickel	S	Polished Copper	W
Polished Chrome	T	Antique Copper	X
		Oil Rubbed Bronze	Y

## How To Specify

To specify a Sconce with 1-100 Watt A-19-Incandescent Lamping, Clear Menu Glass, Painted Dark Bronze Finish, Suitable for Damp Location:

**G-62241-A-C-H-2**

