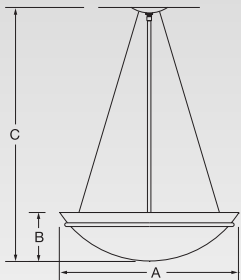




**Capricorn**

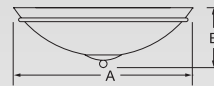
G-15093-M1-W-M-G-7-038

**PENDANTS**



		A	B	C	Weight
G-15091	in	18"	5½"	29"	lbs 11
	mm	457	140	737	kg 6
G-15092	in	24"	6½"	34"	lbs 15
	mm	610	165	864	kg 7
G-15093	in	30"	7½"	38"	lbs 22
	mm	762	191	965	kg 12
G-15094	in	38"	9"	42"	lbs 31
	mm	965	229	1067	kg 15
G-15095	in	45"	11"	46"	lbs 46
	mm	1143	279	1168	kg 24
G-15096	in	55"	14"	50"	lbs 65
	mm	1397	356	1270	kg 33

**FLUSH MOUNTED**



		A	B	Weight
G-15098	in	18"	6½"	lbs 8
	mm	457	165	kg 5
G-15099	in	24"	7½"	Weight lbs 10
	mm	610	191	kg 7
G-15100	in	30"	8½"	Weight lbs 18
	mm	762	216	kg 11
G-15101	in	38"	10¼"	Weight lbs 26
	mm	965	260	kg 15
G-15102	in	45"	14½"	Weight lbs 58
	mm	1143	368	kg 24
G-15103	in	55"	15½"	Weight lbs 58
	mm	1397	394	kg 31

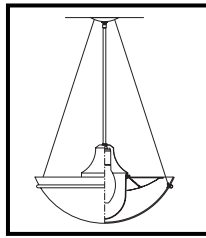
## Lamping

Incandescent	Lumens	Lamp Base	Code	Pendants					Flush Mounted						
				Bowl Diameter					Bowl Diameter						
				18	24	30	38	45	55	18	24	30	38	45	55
3-60 A-19	2,565	Medium	A	•	•	•	•	•	•	•	•	•	•	•	•
6-60 A-19	5,130	Medium	B	•	•	•	•	•	•	•	•	•	•	•	•
3-100 A-19	4,950	Medium	C	•	•	•	•	•	•	•	•	•	•	•	•
6-100 A-19	9,900	Medium	D	•	•	•	•	•	•	•	•	•	•	•	•
3-150 A-21	6,507	Medium	E	•	•	•	•	•	•	•	•	•	•	•	•
6-150 A-21	13,014	Medium	F	•	•	•	•	•	•	•	•	•	•	•	•
3-200 A-21	8,595	Medium	G	•	•	•	•	•	•	•	•	•	•	•	•
6-200 A-21	17,190	Medium	H	•	•	•	•	•	•	•	•	•	•	•	•
3-300 PS30	18,300	Medium	I	•	•	•	•	•	•	•	•	•	•	•	•
6-300 PS30	36,600	Medium	J	•	•	•	•	•	•	•	•	•	•	•	•
<b>Fluorescent</b>															
2 CFQ13	1,530	G24q-1 4 Pin	K	•	•	•	•	•	•	•	•	•	•	•	•
4 CFQ13	3,060	G24q-1 4 Pin	L	•	•	•	•	•	•	•	•	•	•	•	•
4 CFQ26	5,840	G24q-3 4 Pin	M	•	•	•	•	•	•	•	•	•	•	•	•
8 CFQ26	11,680	G24q-3 4 Pin	N	•	•	•	•	•	•	•	•	•	•	•	•
3-CF36/39	7,530	2G11 4 Pin	O	•	•	•	•	•	•	•	•	•	•	•	•
4-CF36/39	10,040	2G11 4 Pin	P	•	•	•	•	•	•	•	•	•	•	•	•
6-CF36/39	15,060	2G11 4 Pin	Q	•	•	•	•	•	•	•	•	•	•	•	•
9-CF36/39	22,590	2G11 4 Pin	R	•	•	•	•	•	•	•	•	•	•	•	•
8-CF50	27,200	2G11 4 Pin	S	•	•	•	•	•	•	•	•	•	•	•	•
10-CF50	34,000	2G11 4 Pin	T	•	•	•	•	•	•	•	•	•	•	•	•
CF36/39 lamp M.O.L 16 1/2" long															
<b>Metal Halide Only available with hanger A, B, G or H</b>															
1-175 ED-28	8,380	Mogul	U	•	•	•	•	•	•	•	•	•	•	•	•
1-250 ED-28	11,300	Mogul	V	•	•	•	•	•	•	•	•	•	•	•	•
1-400 ED-28	22,700	Mogul	W	•	•	•	•	•	•	•	•	•	•	•	•

Please state voltage. See Code. Code: 1 120 volts  
2 277 volts

## Metal Halide

The reflector for our metal halide fixtures is finished with a highly reflective white powdercoat finish, which is also easy to maintain.



Ballasts are encased and potted, thermally protected with dual taps for 120 or 277 volts. Usually the ballast is mounted in a remote location. In the event this is not possible, the ballast may be mounted in specially designed, decorative traditional or contemporary canopies appropriate to the fixture style.

## Acrylic Bowls

	CODE		CODE
White Opal	W	Satin White	S
Faux Alabaster	F	Earth Marble	M

## Finishes

Standard Painted Finishes	Code		Code
Satin Black	A	Light Bronze	G
Reflector White	B	Dark Bronze	H
Painted Aluminum	C	Painted Antique Brass	I
New Satin Nickel	D	Gray Granite	J
Faux Rust	E	Light Verdigris	K
Beige	F	Sungold	L
Standard Metallic Finishes			
Polished Brass	M	Antique Brass	O
Satin Brass	N	Brushed Aluminum	P
Premium Finishes (Check with factory for price & availability)			
Polished Nickel	Q	Satin Chrome	U
Satin Nickel	R	Flemish Brass	V
Antique Nickel	S	Polished Copper	W
Polished Chrome	T	Antique Copper	X
		Oil Rubbed Bronze	Y

## Hangers

A Flat Ceiling  
B Sloped Ceiling  
C Flat Ceiling  
D Sloped Ceiling  
E Flat Ceiling  
F Sloped Ceiling  
G Flat Ceiling  
H Sloped Ceiling

For Sloped Ceilings


For lengths longer than 60" this method of hanging will be used with standard length stems

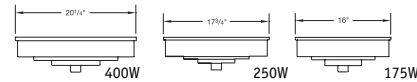
Custom lengths are available. Consult price sheet for added or shortened length.

## Options

All ballasts are high power factor electronic  
 Multi-circuiting is available. Consult factory for combinations and pricing.

### Code

- 1 Add Finial  Required with hanger C, D, E, or F.
- 2 Integral Dimming Ballasts
- 3 Emergency Ballasts-Available for fluorescent fixtures. Integral to operate 2 lamps in 30" bowls and above. All others remotely mounted. Only available with sloped ceiling hanger.
- 4 White Opal Top Lens (not available with Metal Halide)
- 4A Clear Top Lens (not available with Metal Halide)
- 5 150 Watt Quartz Restrike for Metal Halide (Only available with hanger A or B)
- 6 Surface Mounted Metal Halide Ballast Canopy



- 7 No Options Needed

## Matching Fixtures: Odyssey Cone

## How To Specify

To specify a 30" diameter bowl Capricorn Pendant with 3-150 Watt Incandescent Lamping, 120 volts, White Opal Bowl, Polished Brass Finish, Angled Cable Hanger, Sloped Ceiling, No options needed, 38" Overall Length:

**G15093-E1-W-M-H-7-038**

Fixture No.          G15093- E1- W- M- H- 7- 038

Lamping, Voltage         

Bowl         

Finish         

Hanger         

Options         

Overall Length