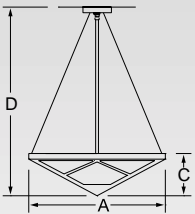




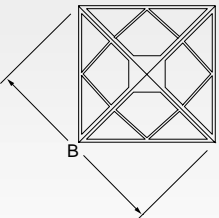
## Diamond

G-25042-M1-W-E-G-6-040

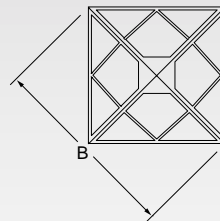
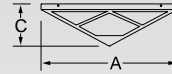
### PENDANTS



	A	B	C	D	Weight
G-25041	in 24"	34"	7 <sup>3</sup> / <sub>8</sub> "	36"	lbs 22
	mm 610	864	187	914	kg 10
G-25042	A	B	C	D	Weight
	in 30"	42 <sup>1</sup> / <sub>2</sub> "	9"	40"	lbs 29
	mm 762	1080	229	1016	kg 13
G-25043	A	B	C	D	Weight
	in 36"	51"	10 <sup>3</sup> / <sub>4</sub> "	45"	lbs 38
	mm 914	1295	267	1143	kg 17
G-25045	A	B	C	D	Weight
	in 48"	68"	14 <sup>1</sup> / <sub>4</sub> "	50"	lbs 53
	mm 1219	1727	572	1270	kg 24



### FLUSH MOUNTED



	A	B	C	Weight
G-25051	in 24"	34"	7 <sup>3</sup> / <sub>8</sub> "	lbs 17
	mm 610	864	187	kg 7
G-25052	A	B	C	Weight
	in 30"	42 <sup>1</sup> / <sub>2</sub> "	9"	lbs 25
	mm 762	1080	229	kg 11
G-25053	A	B	C	Weight
	in 36"	51"	10 <sup>3</sup> / <sub>4</sub> "	lbs 33
	mm 914	1295	267	kg 15
G-25055	A	B	C	Weight
	in 48"	68"	14 <sup>1</sup> / <sub>4</sub> "	lbs 49
	mm 1219	1727	362	kg 22

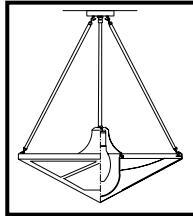
## Lamping

Incandescent	Lumens	Lamp Base	Code	Pendants				Flush Mounted			
				Diameter				Diameter			
				24	30	36	48	24	30	36	48
3-60 A-19	2,565	Medium	A	•	•	•	•	•	•	•	•
6-60 A-19	5,130	Medium	B	•	•	•	•	•	•	•	•
3-100 A-19	4,950	Medium	C	•	•	•	•	•	•	•	•
3-150 A-21	6,507	Medium	D	•	•	•	•	•	•	•	•
6-150 A-21	13,014	Medium	E	•	•	•	•	•	•	•	•
3-200 A-21	8,595	Medium	F	•	•	•	•	•	•	•	•
6-200 A-21	17,190	Medium	G	•	•	•	•	•	•	•	•
<b>Fluorescent</b>											
4 CFQ13	3,060	G24q-1 4 Pin	H	•	•	•	•	•	•	•	•
4 CFQ26	5,840	G24q-3 4 Pin	I	•	•	•	•	•	•	•	•
6 CFQ26	8,760	G24q-3 4 Pin	J	•	•	•	•	•	•	•	•
8 CFQ26	11,680	G24q-3 4 Pin	K	•	•	•	•	•	•	•	•
3-CF36/39	7,530	2G11 4 Pin	L	•	•	•	•	•	•	•	•
4-CF36/39	10,040	2G11 4 Pin	M	•	•	•	•	•	•	•	•
6-CF36/39	15,060	2G11 4 Pin	N	•	•	•	•	•	•	•	•
9-CF36/39	22,590	2G11 4 Pin	O	•	•	•	•	•	•	•	•
CF36/39 lamp M.O.L. 16 1/2" long											
<b>Metal Halide</b> Only available with hanger A, B, G or H											
1-175 ED-28	8,380	Mogul	P	•	•	•	•	•	•	•	•
1-250 ED-28	11,300	Mogul	Q	•	•	•	•	•	•	•	•
1-400 ED-28	22,700	Mogul	R	•	•	•	•	•	•	•	•

Please state voltage. See Code. Code: 1 120 volts  
2 277 volts

## Metal Halide

The reflector for our metal halide fixtures is finished with a highly reflective white powdercoat finish, which is also easy to maintain.



Ballasts are encased and potted, thermally protected with dual taps for 120 or 277 volts. Usually the ballast is mounted in a remote location. In the event this is not possible, the ballast may be mounted in specially designed, decorative traditional or contemporary canopies appropriate to the fixture style.

## Acrylic Lenses

	CODE
White Opal	W
Satin White	S
Faux Alabaster	F
Earth Marble	M

## Finishes

Standard Painted Finishes	Code	Code
Satin Black	A	Light Bronze
Reflector White	B	Dark Bronze
Painted Aluminum	C	Painted Antique Brass
New Satin Nickel	D	Gray Granite
Faux Rust	E	Light Verde
Beige	F	Sungold

## Hangers

A Flat Ceiling  
B Sloped Ceiling  
C Flat Ceiling  
D Sloped Ceiling  
E Flat Ceiling  
F Sloped Ceiling  
G Flat Ceiling  
H Sloped Ceiling

For Sloped Ceilings

For lengths longer than 60" this method of hanging will be used with standard length stems

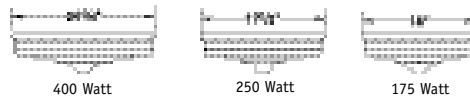
Custom lengths are available. Consult price sheet for added or shortened length.

## Options

All ballasts are high power factor electronic  
 Multi-circuiting is available. Consult factory for combinations and pricing.

### Code

- 1 Integral Dimming Ballasts
- 2 Emergency Ballasts-Available for fluorescent fixtures. Integral to operate 2 lamps in 36" Pyramids and above. All others remotely mounted. Only available with sloped ceiling hanger.
- 3 White Opal Top Lens (not available with Metal Halide)
- 3A Clear Top Lens (not available with Metal Halide)
- 4 150 Watt Quartz Restrike for Metal Halide (Only available with hanger A or B)
- 5 Surface Mounted Metal Halide Ballast Canopy



- 6 No Options Needed

Matching Fixtures: Contact factory

## How To Specify

To specify a 36" diameter Diamond Pendant with 6-26 Watt Compact Fluorescent Lamping, 120 volts, White Opal Lens, Light Verdigris Finish, Angled Cable Hanger, Sloped Ceiling, Top Lens, 40" Overall Length:

**G-25043-J1-W-K-H-3-040**

