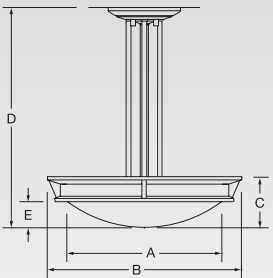




**Elvis**

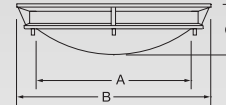
**G-15153-M1-W-T-C-038**

**PENDANTS**



|         |    | A   | B    | C   | D    | E   | Weight |
|---------|----|-----|------|-----|------|-----|--------|
| G-15151 | in | 18" | 22½" | 6½" | 29"  | 3½" | lbs 27 |
|         | mm | 457 | 572  | 165 | 737  | 89  | kg 12  |
| G-15152 | in | 24" | 30"  | 7¾" | 34"  | 4"  | lbs 33 |
|         | mm | 610 | 762  | 197 | 864  | 102 | kg 15  |
| G-15153 | in | 30" | 38"  | 9¾" | 38"  | 4"  | lbs 45 |
|         | mm | 762 | 965  | 248 | 965  | 102 | kg 20  |
| G-15154 | in | 38" | 46"  | 12" | 42"  | 5"  | lbs 58 |
|         | mm | 965 | 1168 | 305 | 1067 | 127 | kg 26  |

**FLUSH MOUNTED**



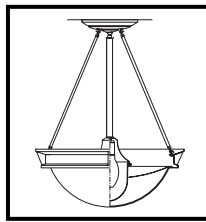
|         |    | A   | B    | C   | Weight |
|---------|----|-----|------|-----|--------|
| G-15158 | in | 18" | 22½" | 6½" | lbs 16 |
|         | mm | 457 | 572  | 165 | kg 7   |
| G-15159 | in | 24" | 30"  | 7¾" | lbs 20 |
|         | mm | 610 | 762  | 197 | kg 9   |
| G-15160 | in | 30" | 38"  | 9¾" | lbs 30 |
|         | mm | 762 | 965  | 248 | kg 14  |
| G-15161 | in | 38" | 46"  | 12" | lbs 37 |
|         | mm | 965 | 1168 | 305 | kg 17  |

## Lamping

| Incandescent  | Lumens | Lamp Base    | Code | Pendants                         |    |    |    | Flush Mounted |    |    |    |
|---|--------|--------------|------|----------------------------------|----|----|----|---------------|----|----|----|
|   |        |              |      | Bowl Diameter                    |    |    |    | Bowl Diameter |    |    |    |
|   |        |              |      | 18                               | 24 | 30 | 38 | 18            | 24 | 30 | 38 |
| 3-60 A-19   | 2,565  | Medium       | A    | •                                | •  | •  | •  | •             | •  | •  | •  |
| 6-60 A-19   | 5,130  | Medium       | B    | •                                | •  | •  | •  | •             | •  | •  | •  |
| 3-100 A-19  | 4,950  | Medium       | C    | •                                | •  | •  | •  | •             | •  | •  | •  |
| 6-100 A-19  | 9,900  | Medium       | D    | •                                | •  | •  | •  | •             | •  | •  | •  |
| 3-150 A-21  | 6,507  | Medium       | E    | •                                | •  | •  | •  | •             | •  | •  | •  |
| 6-150 A-21  | 13,014 | Medium       | F    | •                                | •  | •  | •  | •             | •  | •  | •  |
| 3-200 A-21  | 8,595  | Medium       | G    | •                                | •  | •  | •  | •             | •  | •  | •  |
| 6-200 A-21  | 17,190 | Medium       | H    | •                                | •  | •  | •  | •             | •  | •  | •  |
| 3-300 PS30  | 18,300 | Medium       | I    | •                                | •  | •  | •  | •             | •  | •  | •  |
| 6-300 PS30  | 36,600 | Medium       | J    | •                                | •  | •  | •  | •             | •  | •  | •  |
| <b>Fluorescent</b>  |        |              |      |                                  |    |    |    |               |    |    |    |
| 2 CFQ13   | 1,530  | G24q-1 4 Pin | K    | •                                | •  | •  | •  | •             | •  | •  | •  |
| 4 CFQ13   | 3,060  | G24q-1 4 Pin | L    | •                                | •  | •  | •  | •             | •  | •  | •  |
| 4 CFQ26   | 5,840  | G24q-3 4 Pin | M    | •                                | •  | •  | •  | •             | •  | •  | •  |
| 8 CFQ26   | 11,680 | G24q-3 4 Pin | N    | •                                | •  | •  | •  | •             | •  | •  | •  |
| 3-CF36/39   | 7,530  | 2G11 4 Pin   | O    | •                                | •  | •  | •  | •             | •  | •  | •  |
| 4-CF36/39   | 10,040 | 2G11 4 Pin   | P    | •                                | •  | •  | •  | •             | •  | •  | •  |
| 6-CF36/39   | 15,060 | 2G11 4 Pin   | Q    | •                                | •  | •  | •  | •             | •  | •  | •  |
| 9-CF36/39   | 22,590 | 2G11 4 Pin   | R    | •                                | •  | •  | •  | •             | •  | •  | •  |
| 8-CF50  | 27,200 | 2G11 4 Pin   | S    | •                                | •  | •  | •  | •             | •  | •  | •  |
| 10-CF50   | 34,000 | 2G11 4 Pin   | T    | •                                | •  | •  | •  | •             | •  | •  | •  |
| CF36/39 lamp M.O.L. 16 1/2" long                            |        |              |      |                                  |    |    |    |               |    |    |    |
| <b>Metal Halide</b> Only available with hanger A, B, G or H |        |              |      |                                  |    |    |    |               |    |    |    |
| 1-175 ED-28   | 8,380  | Mogul        | U    | •                                | •  | •  | •  | •             | •  | •  | •  |
| 1-250 ED-28   | 11,300 | Mogul        | V    | •                                | •  | •  | •  | •             | •  | •  | •  |
| 1-400 ED-28   | 22,700 | Mogul        | W    | •                                | •  | •  | •  | •             | •  | •  | •  |
| Please state voltage. See Code.                             |        |              |      | Code: 1 120 volts<br>2 277 volts |    |    |    |               |    |    |    |

## Metal Halide

The reflector for our metal halide fixtures is finished with a highly reflective white powdercoat finish, which is also easy to maintain.



Ballasts are encased and potted, thermally protected with dual taps for 120 or 277 volts. Usually the ballast is mounted in a remote location. In the event this is not possible, the ballast may be mounted in specially designed, decorative traditional or contemporary canopies appropriate to the fixture style.

## Acrylic Bowls

|                | CODE |              | CODE |
|----------------|------|--------------|------|
| White Opal     | W    | Satin White  | S    |
| Faux Alabaster | F    | Earth Marble | M    |

## Finishes

| Standard Painted Finishes                                      | Code |                       | Code |
|--|------|-----------------------|------|
| Satin Black  | A    | Light Bronze          | G    |
| Reflector White  | B    | Dark Bronze           | H    |
| Painted Aluminum   | C    | Painted Antique Brass | I    |
| New Satin Nickel   | D    | Gray Granite          | J    |
| Faux Rust  | E    | Light Verdigris       | K    |
| Beige  | F    | Sungold               | L    |
| Standard Metallic Finishes                                     |      |                       |      |
| Polished Brass   | M    | Antique Brass         | O    |
| Satin Brass  | N    | Brushed Aluminum      | P    |
| Premium Finishes (Check with factory for price & availability) |      |                       |      |
| Polished Nickel  | Q    | Satin Chrome          | U    |
| Satin Nickel   | R    | Flemish Brass         | V    |
| Antique Nickel   | S    | Polished Copper       | W    |
| Polished Chrome  | T    | Antique Copper        | X    |
|  |      | Oil Rubbed Bronze     | Y    |

## Hangers

A Flat Ceiling  
 B Sloped Ceiling  
 C Flat Ceiling  
 D Sloped Ceiling  
 E Flat Ceiling  
 F Sloped Ceiling  
 G Flat Ceiling  
 H Sloped Ceiling

For Sloped Ceilings

For lengths longer than 60" this method of hanging will be used with standard length stems

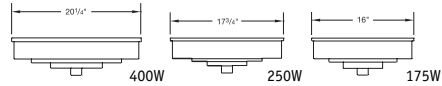
Custom lengths are available. Consult price sheet for added or shortened length.

## Options

All ballasts are high power factor electronic  
 Multi-circuiting is available. Consult factory for combinations and pricing.

### Code

- 1 Add Finial
- 2 Integral Dimming Ballasts
- 3 Emergency Ballasts-Available for fluorescent fixtures. Integral to operate 2 lamps in 30" bowls and above. All others remotely mounted. Only available with sloped ceiling hanger.
- 4 White Opal Top Lens (not available with Metal Halide)
- 4A Clear Top Lens (not available with Metal Halide)
- 5 150 Watt Quartz Restrike for Metal Halide (Only available with hanger A or B)
- 6 Surface Mounted Metal Halide Ballast Canopy



- 7 No Options Needed

## Matching Fixtures: Contact Factory

## How To Specify

To specify a 30" diameter bowl Elvis Pendant with 6-39 Watt Compact Fluorescent Lamping, 277 volts, White Opal Bowl, Polished Brass Finish, Vertical Stem Hangers, Flat Ceiling, Finial, Top Lens, 38" Overall Length:

**G15153-Q2-W-M-C-14-038**

Fixture No.          G15153- Q2- W- M- C- 1,4- 038

Lamping, Voltage         

Bowl         

Finish         

Hanger         

Options         

Overall Length