



GL-2511

HARRINGTON



HARRINGTON

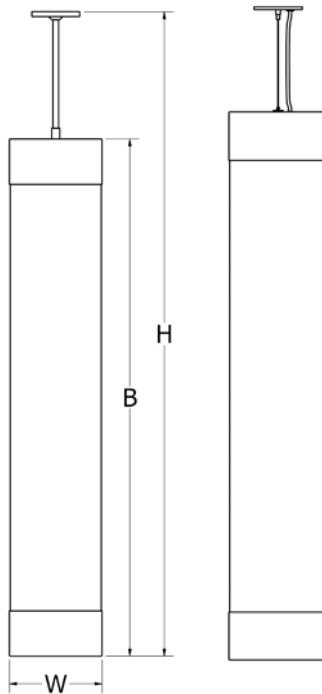
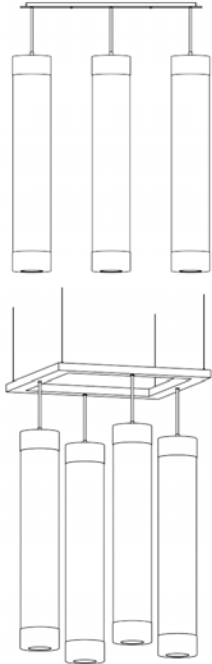
Indoor Pendant

GLighting
Since 1908

9777 Reavis Park Drive
St. Louis, MO, 63123
800.331.2425 or 314.631.6000
Fax 314.631.7800

sales@glighting.com www.glighting.com

Cluster Samples



GENERAL SPECIFICATION

Canopy: Low profile. May be mounted on flat or sloped ceilings up to 40°. Available stem or field adjustable cord hung.

Ballast: T5 energy efficient integral electronic ballast. Universal voltage.



Lamping: T5 or T5HO offer high efficiency and long life.

Body: .050 spun aluminum cap.

Acrylic: Seamless acrylic cylinder is UL-94 HB Flame Class rated.

Modifications: Consult factory for lamping or cluster options.

Standard Finishes: Highly durable oven cured no VOC premium powder coat.

SAMPLE CATALOG NUMBER: GL-2511-		M-	W-	NSN-	1-	A-	068
MODEL NO.		LAMPING	ACRYLIC	FINISH	HANGER	OPTION(S)	OVERALL HEIGHT
GL-2510	W in 10" mm 254 B in 33" mm 840 H in 44" mm 1093 15lbs 7kg	A. 2T524HO B. 2T524HODL* C. 4T524HO D. 4T524HODL* E. 3T817 F. 3T817DL*	Standard: W White Opal S Satin White Acrylic is UL-94 HB Flame Class rated.	Standard: Powder Coat Premium: SA Satin Aluminum Specify code from G-Lighting color chart.	1. Stem  2. Cable 	A. No Options E. Emergency Remote mount up to 5' from lamps or in 12" x 2 1/2" canopy with max OAH of 107" D. Dimming	Standard overall height shown by model no. For custom overall height, specify in inches.
GL-2511	W in 10" mm 254 B in 57" mm 1448 H in 68" mm 1702 30lbs 13.5kg	G. 2T528 H. 2T528DL* I. 2T554HO J. 2T554HODL* K. 4T554HO L. 4T554HODL* M. 3T832 N. 3T832DL*					

Fixtures over 50 lbs require reinforced junction box
All dimensions are nominal. *Available in 120V only.

Lamp Definition

Lamp	Fluorescent	Lamp Base	Rated Life Hrs ^{1,3}	Lumens ¹	Kelvin	Lamp	Halogen	Lamp Base	Rated Life Hrs ¹	Lumens ¹
T524HO	T5HO 54W	Mini Bi-Pin	36000	1840	3500	DL ²	1 PAR30 75W	Medium	3000	1030
T528	T5 28W	Mini Bi-Pin	36000	2530	3500					
T554HO	T5 54W	Mini Bi-Pin	36000	4600	3500					
T817	T8 17W	Med Bi-Pin	29000	1280	3500					
T832	T8 32W	Med Bi-Pin	36000	2800	3500					

¹Per MAXLITE & GE lamp products catalog

²Downlights are wired on separate circuit. ³12HR start