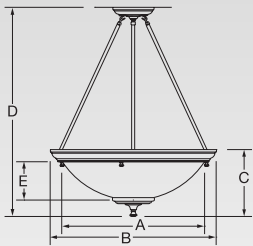




## Manchester

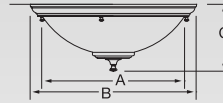
G-10123-Q1-M-H-G-8-038

### PENDANTS



		A	B	C	D	E	Weight
G-10121	in	18"	22"	10 <sup>3</sup> / <sub>4</sub> "	29"	5 <sup>1</sup> / <sub>2</sub> "	lbs 13
	mm	457	559	241	737	140	kg 6
G-10122	in	24"	28"	12"	34"	6 <sup>1</sup> / <sub>2</sub> "	lbs 24
	mm	610	711	273	864	165	kg 11
G-10123	in	30"	34"	13 <sup>3</sup> / <sub>4</sub> "	38"	7 <sup>1</sup> / <sub>2</sub> "	lbs 30
	mm	762	864	305	965	192	kg 14
G-10124	in	38"	42 <sup>1</sup> / <sub>2</sub> "	14"	42"	9"	lbs 42
	mm	965	1080	356	1067	229	kg 19
G-10125	in	45"	51"	14"	46"	11"	lbs 65
	mm	1143	1295	356	1168	279	kg 29
G-10126	in	55"	61 <sup>1</sup> / <sub>2</sub> "	20"	50"	14"	lbs 80
	mm	1397	1562	508	1270	356	kg 36

### FLUSH MOUNTED



		A	B	C	Weight
G-10128	in	18"	22"	10 <sup>3</sup> / <sub>4</sub> "	lbs 10
	mm	457	559	241	kg 5
G-10129	in	24"	28"	12"	lbs 17
	mm	610	711	273	kg 8
G-10130	in	30"	34"	13 <sup>3</sup> / <sub>4</sub> "	lbs 22
	mm	762	864	305	kg 10
G-10131	in	38"	42 <sup>1</sup> / <sub>2</sub> "	14"	lbs 33
	mm	965	1080	356	kg 15
G-10132	in	55"	51"	14"	lbs 51
	mm	1397	1295	356	kg 23
G-10133	in	55"	61 <sup>1</sup> / <sub>2</sub> "	20"	lbs 64
	mm	1397	1562	508	kg 29

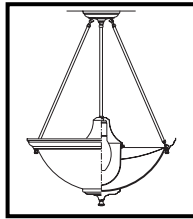
## Lamping

Incandescent	Lumens	Lamp Base	Code	Pendants					Flush Mounted						
				Bowl Diameter					Bowl Diameter						
				18	24	30	38	45	55	18	24	30	38	45	55
3-60 A-19	2,565	Medium	A	•	•	•	•	•	•	•	•	•	•	•	•
6-60 A-19	5,130	Medium	B	•	•	•	•	•	•	•	•	•	•	•	•
3-100 A-19	4,950	Medium	C	•	•	•	•	•	•	•	•	•	•	•	•
6-100 A-19	9,900	Medium	D	•	•	•	•	•	•	•	•	•	•	•	•
3-150 A-21	6,507	Medium	E	•	•	•	•	•	•	•	•	•	•	•	•
6-150 A-21	13,014	Medium	F	•	•	•	•	•	•	•	•	•	•	•	•
3-200 A-21	8,595	Medium	G	•	•	•	•	•	•	•	•	•	•	•	•
6-200 A-21	17,190	Medium	H	•	•	•	•	•	•	•	•	•	•	•	•
3-300 PS30	18,300	Medium	I	•	•	•	•	•	•	•	•	•	•	•	•
6-300 PS30	36,000	Medium	J	•	•	•	•	•	•	•	•	•	•	•	•
<b>Fluorescent</b>															
2 CFQ13	1,530	G24q-1 4 Pin	K	•	•	•	•	•	•	•	•	•	•	•	•
4 CFQ13	3,060	G24q-1 4 Pin	L	•	•	•	•	•	•	•	•	•	•	•	•
4 CFQ26	5,840	G24q-3 4 Pin	M	•	•	•	•	•	•	•	•	•	•	•	•
8 CFQ26	11,680	G24q-3 4 Pin	N	•	•	•	•	•	•	•	•	•	•	•	•
3-CF36/39	7,530	2G11 4 Pin	O	•	•	•	•	•	•	•	•	•	•	•	•
4-CF36/39	10,040	2G11 4 Pin	P	•	•	•	•	•	•	•	•	•	•	•	•
6-CF36/39	15,060	2G11 4 Pin	Q	•	•	•	•	•	•	•	•	•	•	•	•
9-CF36/39	22,590	2G11 4 Pin	R	•	•	•	•	•	•	•	•	•	•	•	•
8-CF50	27,200	2G11 4 Pin	S	•	•	•	•	•	•	•	•	•	•	•	•
10-CF50	34,000	2G11 4 Pin	T	•	•	•	•	•	•	•	•	•	•	•	•
CF36/39 lamp M.O.L. 16 1/2" long															
<b>Metal Halide Only available with hanger G or H</b>															
1-175 ED-28	8,380	Mogul	U	•	•	•	•	•	•	•	•	•	•	•	•
1-250 ED-28	11,300	Mogul	V	•	•	•	•	•	•	•	•	•	•	•	•
1-400 ED-28	22,700	Mogul	W	•	•	•	•	•	•	•	•	•	•	•	•

Please state voltage. See Code. Code: 1 120 volts  
2 277 volts

## Metal Halide

The reflector for our metal halide fixtures is finished with a highly reflective white powdercoat finish, which is also easy to maintain.



Ballasts are encased and potted, thermally protected with dual taps for 120 or 277 volts. Usually the ballast is mounted in a remote location. In the event this is not possible, the ballast may be mounted in specially designed, decorative traditional or contemporary canopies appropriate to the fixture style.

## Acrylic Bowls

	CODE		CODE
White Opal	W	Satin White	S
Faux Alabaster	F	Earth Marble	M

## Finishes

45" and 55" bowl diameter fixtures available in painted finish or Brushed Aluminum only.

Standard Painted Finishes	Code		Code
Satin Black	A	Light Bronze	G
Reflector White	B	Dark Bronze	H
Painted Aluminum	C	Painted Antique Brass	I
New Satin Nickel	D	Gray Granite	J
Faux Rust	E	Light Verdigris	K
Beige	F	Sungold	L
Standard Metallic Finishes			
Polished Brass	M	Antique Brass	O
Satin Brass	N	Brushed Aluminum	P
Premium Finishes (Check with factory for price & availability)			
Polished Nickel	Q	Satin Chrome	U
Satin Nickel	R	Flemish Brass	V
Antique Nickel	S	Polished Copper	W
Polished Chrome	T	Antique Copper	X
		Oil Rubbed Bronze	Y

## Hangers

A Flat Ceiling  
B Sloped Ceiling

C Flat Ceiling  
D Sloped Ceiling

E Flat Ceiling  
F Sloped Ceiling

G Flat Ceiling  
H Sloped Ceiling

For Sloped Ceilings

For lengths longer than 60" this method of hanging will be used with standard length stems

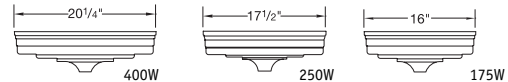
Custom lengths are available. Consult price sheet for added or shortened length.

## Options

All ballasts are high power factor electronic  
 Multi-circuiting is available. Consult factory for combinations and pricing.

### Code

- Delete Finial
- Add Staves to Bowl
- Integral Dimming Ballasts
- Emergency Ballasts-Available for fluorescent fixtures. Integral to operate 2 lamps in 30" bowls and above. All others remotely mounted. Only available with sloped ceiling hanger.
- White Opal Top Lens (not available with Metal Halide)
- 5A Clear Top Lens (not available with Metal Halide)
- 150 Watt Quartz Restrike for Metal Halide (Only available with hanger G or H)
- Surface Mounted Metal Halide Ballast Canopy



- No Options Needed

Matching Fixtures: Contact Factory

## How To Specify

To specify a 30" diameter bowl Manchester Pendant with 6-39 Watt Compact Fluorescent Lamping, 277 volts, Earth Marble Bowl, Painted Dark Bronze Finish, Angled Stem Hanger, Sloped Ceiling, Dimming Ballasts, Emergency Ballast, Top Lens, 38" Overall Length:

**G10123-Q2-M-H-H-3,4,5-038**

