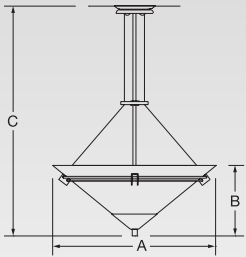




Metropolis

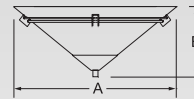
G-20061-N1-W-A-C-6-038

PENDANTS



G-20060	A	B	C	Weight
in	24"	10 ¹ / ₄ "	35"	lbs 17
mm	610	260	889	kg 8
G-20061	A	B	C	Weight
in	30"	13"	38"	lbs 22
mm	762	330	965	kg 10
G-20062	A	B	C	Weight
in	38"	16"	41"	lbs 29
mm	965	406	1041	kg 13

FLUSH MOUNTED



G-20063	A	B	Weight
in	24"	10 ¹ / ₄ "	lbs 14
mm	610	260	kg 7
G-20064	A	B	Weight
in	30"	13"	lbs 20
mm	762	330	kg 9
G-20065	A	B	Weight
in	38"	16"	lbs 26
mm	965	406	kg 12

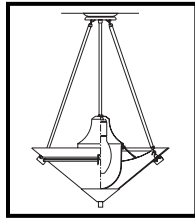
Lamping

Incandescent	Lumens	Lamp Base	Code	Pendants			Flush Mounted		
				Cone Diameter			Cone Diameter		
				24	30	38	24	30	38
3-60 A-19	2,565	Medium	A	•	•	•	•	•	•
6-60 A-19	5,130	Medium	B	•	•	•	•	•	•
3-100 A-19	4,950	Medium	C	•	•	•	•	•	•
3-150 A-21	6,507	Medium	D	•	•	•	•	•	•
6-150 A-21	13,014	Medium	E	•	•	•	•	•	•
3-200 A-21	8,595	Medium	F	•	•	•	•	•	•
6-200 A-21	17,190	Medium	G	•	•	•	•	•	•
Fluorescent									
4 CFQ13	3,060	G24q-1 4 Pin	H	•	•	•	•	•	•
4 CFQ26	5,840	G24q-3 4 Pin	I	•	•	•	•	•	•
6 CFQ26	8,760	G24q-3 4 Pin	J	•	•	•	•	•	•
8 CFQ26	11,680	G24q-3 4 Pin	K	•	•	•	•	•	•
3-CF36/39	7,530	2G11 4 Pin	L	•	•	•	•	•	•
4-CF36/39	10,040	2G11 4 Pin	M	•	•	•	•	•	•
6-CF36/39	15,060	2G11 4 Pin	N	•	•	•	•	•	•
9-CF36/39	22,590	2G11 4 Pin	O	•	•	•	•	•	•
CF36/39 lamp M.O.L. 16 1/2" long									
Metal Halide Only available with hanger A, B, C, D, G or H									
1-175 ED-28	8,380	Mogul	P	•	•	•	•	•	•
1-250 ED-28	11,300	Mogul	Q	•	•	•	•	•	•
1-400 ED-28	22,700	Mogul	R	•	•	•	•	•	•

Please state voltage. See Code. Code: 1 120 volts
 2 277 volts

Metal Halide

The reflector for our metal halide fixtures is finished with a highly reflective white powdercoat finish, which is also easy to maintain.



Ballasts are encased and potted, thermally protected with dual taps for 120 or 277 volts. Usually the ballast is mounted in a remote location. In the event this is not possible, the ballast may be mounted in specially designed, decorative traditional or contemporary canopies appropriate to the fixture style.

Cones

	CODE		CODE
White Opal	W	Satin White	S
Faux Alabaster	F	Earth Marble	M

Finishes

Main Finish is Brushed Aluminum.
 Specify paint color for accents.

Standard Painted Finishes	Code		Code
Satin Black	A	Light Bronze	G
Reflector White	B	Dark Bronze	H
Painted Aluminum	C	Painted Antique Brass	I
New Satin Nickel	D	Gray Granite	J
Faux Rust	E	Light Verdigris	K
Beige	F	Sungold	L

Hangers

A Flat Ceiling C Flat Ceiling
 B Sloped Ceiling D Sloped Ceiling

For Sloped Ceilings

For lengths longer than 60" this method of hanging will be used with standard length stems

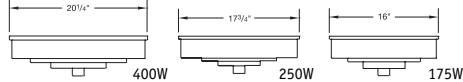
Custom lengths are available. Consult price sheet for added or shortened length.

Options

All ballasts are high power factor electronic
 Multi-circuiting is available. Consult factory for combinations and pricing.

Code

- Integral Dimming Ballasts
- Emergency Ballasts-Available for fluorescent fixtures. Integral to operate 2 lamps in 30" cones and above. All others remotely mounted. Only available with sloped ceiling hanger.
- White Opal Top Lens (not available with Metal Halide)
- 3A Clear Top Lens (not available with Metal Halide)
- 150 Watt Quartz Restrike for Metal Halide (Only available with hanger A or B)
- Surface Mounted Metal Halide Ballast Canopy



- No Options Needed

Matching Fixtures: Vortex Dome

How To Specify

To specify a 30" diameter cone Metropolis Pendant with 4-39 Watt Compact Fluorescent Lamping, 277 volts, White Opal Cone, Satin Black Accents, Angled Stem Hangers, Flat Ceiling, Dimming Ballasts, Top Lens, 38" Overall Length:

G20061-M2-W-A-A-13-038

