

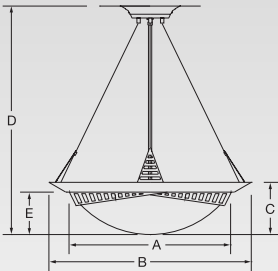


## Mirage

G-15183-Q1-W-J-G-8-038

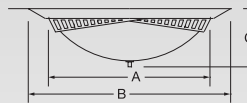
### PENDANTS

	A	B	C	D	E	Weight
G-15181	18"	23"	7"	29"	5½"	lbs 13
	457	584	178	737	140	kg 6
G-15182	24"	30"	8"	34"	6½"	lbs 17
	610	762	203	864	165	kg 8
G-15183	30"	37½"	9"	38"	7½"	lbs 26
	762	953	229	965	192	kg 12
G-15184	38"	48"	11"	42"	9"	lbs 35
	965	1219	279	1067	229	kg 16
G-15185	45"	57"	13½"	46"	11"	lbs 55
	1143	1448	343	1168	279	kg 25
G-15186	55"	69½"	17"	50"	14"	lbs 75
	1397	1765	432	1270	356	kg 34



### FLUSH MOUNTED

	A	B	C	Weight
G-15188	18"	23"	7"	lbs 8
	457	584	178	kg 4
G-15189	24"	30"	8"	lbs 11
	610	762	203	kg 5
G-15190	30"	37½"	9"	lbs 19
	762	953	229	kg 9
G-15191	38"	48"	11"	lbs 23
	965	1219	279	kg 10
G-15192	45"	57"	13½"	lbs 39
	1143	1448	343	kg 18
G-15193	55"	69½"	17"	lbs 55
	1397	1765	432	kg 25



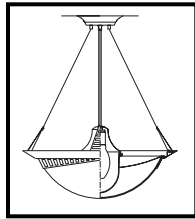
## Lamping

Incandescent	Lumens	Lamp Base	Code	Pendants					Flush Mounted						
				Bowl Diameter					Bowl Diameter						
				18	24	30	38	45	55	18	24	30	38	45	55
3-60 A-19	2,565	Medium	A	•	•	•	•	•	•	•	•	•	•	•	•
6-60 A-19	5,130	Medium	B	•	•	•	•	•	•	•	•	•	•	•	•
3-100 A-19	4,950	Medium	C	•	•	•	•	•	•	•	•	•	•	•	•
6-100 A-19	9,900	Medium	D	•	•	•	•	•	•	•	•	•	•	•	•
3-150 A-21	6,507	Medium	E	•	•	•	•	•	•	•	•	•	•	•	•
6-150 A-21	13,014	Medium	F	•	•	•	•	•	•	•	•	•	•	•	•
3-200 A-21	8,595	Medium	G	•	•	•	•	•	•	•	•	•	•	•	•
6-200 A-21	17,190	Medium	H	•	•	•	•	•	•	•	•	•	•	•	•
3-300 PS30	18,300	Medium	I	•	•	•	•	•	•	•	•	•	•	•	•
6-300 PS30	36,600	Medium	J	•	•	•	•	•	•	•	•	•	•	•	•
<b>Fluorescent</b>															
2 CFQ13	1,530	G24q-1 4 Pin	K	•	•	•	•	•	•	•	•	•	•	•	•
4 CFQ13	3,060	G24q-1 4 Pin	L	•	•	•	•	•	•	•	•	•	•	•	•
4 CFQ26	5,840	G24q-3 4 Pin	M	•	•	•	•	•	•	•	•	•	•	•	•
8 CFQ26	11,680	G24q-3 4 Pin	N	•	•	•	•	•	•	•	•	•	•	•	•
3-CF36/39	7,530	2G11 4 Pin	O	•	•	•	•	•	•	•	•	•	•	•	•
4-CF36/39	10,040	2G11 4 Pin	P	•	•	•	•	•	•	•	•	•	•	•	•
6-CF36/39	15,060	2G11 4 Pin	Q	•	•	•	•	•	•	•	•	•	•	•	•
9-CF36/39	22,590	2G11 4 Pin	R	•	•	•	•	•	•	•	•	•	•	•	•
8-CF50	27,200	2G11 4 Pin	S	•	•	•	•	•	•	•	•	•	•	•	•
10-CF50	34,000	2G11 4 Pin	T	•	•	•	•	•	•	•	•	•	•	•	•
CF36/39 lamp M.O.L. 16 1/2" long															
<b>Metal Halide Only available with hanger A, B, G or H</b>															
1-175 ED-28	8,380	Mogul	U	•	•	•	•	•	•	•	•	•	•	•	•
1-250 ED-28	11,300	Mogul	V	•	•	•	•	•	•	•	•	•	•	•	•
1-400 ED-28	22,700	Mogul	W	•	•	•	•	•	•	•	•	•	•	•	•

Please state voltage. See Code. Code: 1 120 volts  
2 277 volts

## Metal Halide

The reflector for our metal halide fixtures is finished with a highly reflective white powdercoat finish, which is also easy to maintain.



Ballasts are encased and potted, thermally protected with dual taps for 120 or 277 volts. Usually the ballast is mounted in a remote location. In the event this is not possible, the ballast may be mounted in specially designed, decorative traditional or contemporary canopies appropriate to the fixture style.

## Acrylic Bowls

	CODE		CODE
White Opal	W	Satin White	S
Faux Alabaster	F	Earth Marble	M

## Finishes

Slotted details are always Satin Black

Standard Painted Finishes	Code		Code
Satin Black	A	Light Bronze	G
Reflector White	B	Dark Bronze	H
Painted Aluminum	C	Painted Antique Brass	I
New Satin Nickel	D	Gray Granite	J
Faux Rust	E	Light Verdigris	K
Beige	F	Sungold	L

## Hangers

A Flat Ceiling  
B Sloped Ceiling  
C Flat Ceiling  
D Sloped Ceiling

E Flat Ceiling  
F Sloped Ceiling  
G Flat Ceiling  
H Sloped Ceiling

For Sloped Ceilings

For lengths longer than 60" this method of hanging will be used with standard length stems

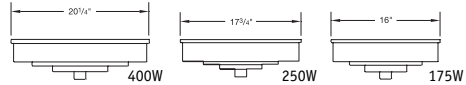
Custom lengths are available. Consult price sheet for added or shortened length.

## Options

All ballasts are high power factor electronic  
 Multi-circuiting is available. Consult factory for combinations and pricing.

### Code

- 1 Add Finial
- 2 Delete Slotted Details
- 3 Integral Dimming Ballasts
- 4 Emergency Ballasts-Available for fluorescent fixtures. Integral to operate 2 lamps in 30" bowls and above. All others remotely mounted. Only available with sloped ceiling hanger.
- 5 White Opal Top Lens (not available with Metal Halide)
- 5A Clear Top Lens (not available with Metal Halide)
- 6 150 Watt Quartz Restrike for Metal Halide (Only available with hanger A or B)
- 7 Surface Mounted Metal Halide Ballast Canopy



- 8 No Options Needed

## Matching Fixtures: Mirage Family of Sconces

## How To Specify

To specify a 30" diameter bowl Mirage Pendant with 6-39 Watt Compact Fluorescent Lamping, 277 volts, White Opal Bowl, Gray Granite Finish, Triple Vertical Stem Hanger, Flat Ceiling, Finial, Top Lens, 38" Overall Length:

**G15183-Q2-W-J-C-1,5-038**

