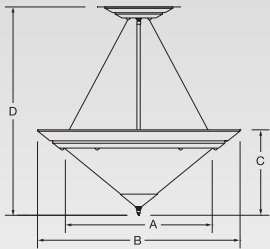


Nautilus

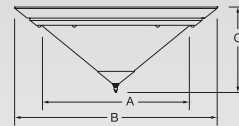
G-20091-G-W-D-G-6-041

PENDANTS



		A	B	C	D	Weight
G-20090	in	24"	33"	13 ¹ / ₂ "	38"	lbs 17
	mm	610	838	331	965	kg 8
G-20091	in	30"	39"	16 ¹ / ₂ "	41"	lbs 20
	mm	762	991	419	1041	kg 9
G-20092	in	38"	47"	20"	44"	lbs 26
	mm	965	1194	508	1118	kg 12

FLUSH MOUNTED



		A	B	C	Weight
G-20093	in	24"	33"	13 ¹ / ₂ "	lbs 18
	mm	610	838	331	kg 8
G-20094	in	30"	39"	16 ¹ / ₂ "	lbs 23
	mm	762	991	419	kg 11
G-20095	in	38"	47"	20"	lbs 31
	mm	965	1194	508	kg 14

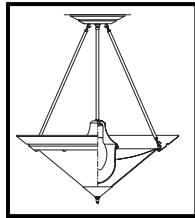
Lamping

	Incandescent	Lumens	Lamp Base	Code	Pendants			Flush Mounted		
					Cone Diameter			Cone Diameter		
					24	30	38	24	30	38
	3-60 A-19	2,565	Medium	A	•	•	•	•	•	•
	6-60 A-19	5,130	Medium	B	•	•	•	•	•	•
	3-100 A-19	4,950	Medium	C	•	•	•	•	•	•
	3-150 A-21	6,507	Medium	D	•	•	•	•	•	•
	6-150 A-21	13,014	Medium	E	•	•	•	•	•	•
	3-200 A-21	8,595	Medium	F	•	•	•	•	•	•
	6-200 A-21	17,190	Medium	G	•	•	•	•	•	•
Fluorescent										
	4 CFQ13	3,060	G24q-1 4 Pin	H	•	•	•	•	•	•
	4 CFQ26	5,840	G24q-3 4 Pin	I	•	•	•	•	•	•
	6 CFQ26	8,760	G24q-3 4 Pin	J	•	•	•	•	•	•
	8 CFQ26	11,680	G24q-3 4 Pin	K	•	•	•	•	•	•
	3-CF36/39	7,530	2G11 4 Pin	L	•	•	•	•	•	•
	4-CF36/39	10,040	2G11 4 Pin	M	•	•	•	•	•	•
	6-CF36/39	15,060	2G11 4 Pin	N	•	•	•	•	•	•
	9-CF36/39	22,590	2G11 4 Pin	O	•	•	•	•	•	•
	CF36/39 lamp M.O.L. 16 1/2" long									
Metal Halide Only available with hanger A, B, G or H										
	1-175 ED-28	8,380	Mogul	P	•	•	•	•	•	•
	1-250 ED-28	11,300	Mogul	Q	•	•	•	•	•	•
	1-400 ED-28	22,700	Mogul	R	•	•	•	•	•	•

Please state voltage. See Code. Code: 1 120 volts
 2 277 volts

Metal Halide

The reflector for our metal halide fixtures is finished with a highly reflective white powdercoat finish, which is also easy to maintain.



Ballasts are encased and potted, thermally protected with dual taps for 120 or 277 volts. Usually the ballast is mounted in a remote location. In the event this is not possible, the ballast may be mounted in specially designed, decorative traditional or contemporary canopies appropriate to the fixture style.

Cones

	CODE		CODE
White Opal	W	Satin White	S
Faux Alabaster	F	Earth Marble	M

Finishes

Standard Painted Finishes	Code		Code
Satin Black	A	Light Bronze	G
Reflector White	B	Dark Bronze	H
Painted Aluminum	C	Painted Antique Brass	I
New Satin Nickel	D	Gray Granite	J
Faux Rust	E	Light Verdigris	K
Beige	F	Sungold	L
Standard Metallic Finishes			
Polished Brass	M	Antique Brass	O
Satin Brass	N	Brushed Aluminum	P
Premium Finishes (Check with factory for price & availability)			
Polished Nickel	Q	Satin Chrome	U
Satin Nickel	R	Flemish Brass	V
Antique Nickel	S	Polished Copper	W
Polished Chrome	T	Antique Copper	X
		Oil Rubbed Bronze	Y

Hangers

A Flat Ceiling C Flat Ceiling
 B Sloped Ceiling D Sloped Ceiling

For Sloped Ceilings

For lengths longer than 60" this method of hanging will be used with standard length stems

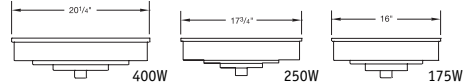
Custom lengths are available. Consult price sheet for added or shortened length.

Options

All ballasts are high power factor electronic
 Multi-circuiting is available. Consult factory for combinations and pricing.

Code

- 1 Integral Dimming Ballasts
- 2 Emergency Ballasts-Available for fluorescent fixtures. Integral to operate 2 lamps in 30" cones and above. All others remotely mounted. Only available with sloped ceiling hanger.
- 3 White Opal Top Lens (not available with Metal Halide)
- 3A Clear Top Lens (not available with Metal Halide)
- 4 150 Watt Quartz Restrike for Metal Halide (Only available with hanger A or B)
- 5 Surface Mounted Metal Halide Ballast Canopy



- 6 No Options Needed

Matching Fixtures: Nemo Dome, Nemo Family of Sconces

How To Specify

To specify a 30" diameter cone Nautilus Pendant with 6-39 Watt Compact Fluorescent Lamping, 277 volts, White Opal Cone, Brushed Aluminum Finish, Angled Cable Hanger, Flat Ceiling, Top Lens, 38" Overall Length:

G20091-N2-W-P-G-3-041

