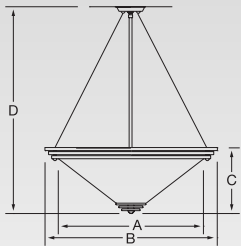




Pharaoh

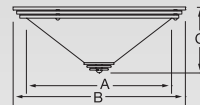
G-20141-J-W-M-G-6-037

PENDANTS



		A	B	C	D	Weight
G-20140	in	24"	28 ¹ / ₂ "	10 ³ / ₄ "	35"	lbs 17
	mm	610	724	273	889	kg 8
G-20141	in	30"	35"	13 ¹ / ₄ "	37"	lbs 23
	mm	762	914	337	940	kg 11
G-20142	in	38"	44"	17"	41"	lbs 33
	mm	965	1118	432	1041	kg 15

FLUSH MOUNTED



		A	B	C	Weight
G-20143	in	24"	28 ¹ / ₂ "	10 ³ / ₄ "	lbs 15
	mm	610	724	273	kg 7
G-20144	in	30"	35"	13 ¹ / ₄ "	lbs 21
	mm	762	914	337	kg 10
G-20145	in	38"	44"	17"	lbs 31
	mm	965	1118	432	kg 14

Lamping

Incandescent	Lumens	Lamp Base	Code	Pendants			Flush Mounted		
				Cone Diameter			Cone Diameter		
				24	30	38	24	30	38
3-60 A-19	2,565	Medium	A	•	•	•	•	•	•
6-60 A-19	5,130	Medium	B	•	•	•	•	•	•
3-100 A-19	4,950	Medium	C	•	•	•	•	•	•
3-150 A-21	6,507	Medium	D	•	•	•	•	•	•
6-150 A-21	13,014	Medium	E	•	•	•	•	•	•
3-200 A-21	8,595	Medium	F	•	•	•	•	•	•
6-200 A-21	17,190	Medium	G	•	•	•	•	•	•

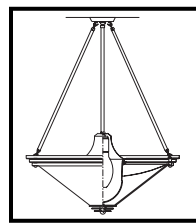
Fluorescent									
4 CFQ13	3,060	G24q-1 4 Pin	H	•	•	•	•	•	•
4 CFQ26	5,840	G24q-3 4 Pin	I	•	•	•	•	•	•
6 CFQ26	8,760	G24q-3 4 Pin	J	•	•	•	•	•	•
8 CFQ26	11,680	G24q-3 4 Pin	K	•	•	•	•	•	•
3-CF36/39	7,530	2G11 4 Pin	L	•	•	•	•	•	•
4-CF36/39	10,040	2G11 4 Pin	M	•	•	•	•	•	•
6-CF36/39	15,060	2G11 4 Pin	N	•	•	•	•	•	•
9-CF36/39	22,590	2G11 4 Pin	O	•	•	•	•	•	•

Metal Halide Only available with hanger A, B, G or H									
1-175 ED-28	8,380	Mogul	P	•	•	•	•	•	•
1-250 ED-28	11,300	Mogul	Q	•	•	•	•	•	•
1-400 ED-28	22,700	Mogul	R	•	•	•	•	•	•

Please state voltage. See Code. Code: 1 120 volts
 2 277 volts

Metal Halide

The reflector for our metal halide fixtures is finished with a highly reflective white powdercoat finish, which is also easy to maintain.



Ballasts are encased and potted, thermally protected with dual taps for 120 or 277 volts. Usually the ballast is mounted in a remote location. In the event this is not possible, the ballast may be mounted in specially designed, decorative traditional or contemporary canopies appropriate to the fixture style.

Cones

	CODE		CODE
White Opal	W	Satin White	S
Faux Alabaster	F	Earth Marble	M

Finishes

Standard Painted Finishes		Code	Code
Satin Black	A	Light Bronze	G
Reflector White	B	Dark Bronze	H
Painted Aluminum	C	Painted Antique Brass	I
New Satin Nickel	D	Gray Granite	J
Faux Rust	E	Light Verdigris	K
Beige	F	Sungold	L

Standard Metallic Finishes			
Polished Brass	M	Antique Brass	O
Satin Brass	N	Brushed Aluminum	P

Premium Finishes (Check with factory for price & availability)			
Polished Nickel	Q	Satin Chrome	U
Satin Nickel	R	Flemish Brass	V
Antique Nickel	S	Polished Copper	W
Polished Chrome	T	Antique Copper	X
		Oil Rubbed Bronze	Y

Hangers

A Flat Ceiling
B Sloped Ceiling

C Flat Ceiling
D Sloped Ceiling

E Flat Ceiling
F Sloped Ceiling

G Flat Ceiling
H Sloped Ceiling

For Sloped Ceilings

For lengths longer than 60" this method of hanging will be used with standard length stems

Custom lengths are available. Consult price sheet for added or shortened length.

Options

- All ballasts are high power factor electronic
 Multi-circuiting is available. Consult factory for combinations and pricing.
- Code**
- 1 Intregal Dimming Ballasts
 - 2 Emergency Ballasts-Available for fluorescent fixtures. Integral to operate 2 lamps in 30" cones and above. All others remotely mounted. Only available with sloped ceiling hanger.
 - 3 White Opal Top Lens (not available with Metal Halide)
 - 3A Clear Top Lens (not available with Metal Halide)
 - 4 150 Watt Quartz Restrike for Metal Halide (Only available with hanger A or B)
 - 5 Surface Mounted Metal Halide Ballast Canopy
-
- 6 No Options Needed

Matching Fixtures: Trilogy Dome, Trilogy Family of Sconces

How To Specify

To specify a 30" diameter cone Pharaoh Pendant with 3-150 Watt Incandescent Lamping, 120 volts, White Opal Cone, Polished Brass Finish, Angled Cable Hanger, Sloped Ceiling, Top Lens, 38" Overall Length:

G20141-D1-W-M-H-3-038

Fixture No.	G20141-	D1-	W-	M-	H-	3-	038
Lamping, Voltage							
Cone							
Finish							
Hanger							
Options							
Overall Length							