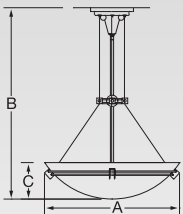




**Vortex**

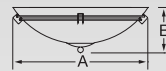
G-15243-Q1-W-A-E-7-038

**PENDANTS**



Model		A	B	C	Weight
G-15241	in	18"	29"	5½"	lbs 11
	mm	457	737	140	kg 5
G-15242	in	24"	34"	6½"	lbs 13
	mm	610	864	165	kg 6
G-15243	in	30"	38"	7½"	lbs 21
	mm	762	965	191	kg 10
G-15244	in	38"	42"	9"	lbs 28
	mm	965	1067	229	kg 13
G-15245	in	45"	46"	11"	lbs 53
	mm	1143	1168	279	kg 24
G-15246	in	55"	50"	14"	lbs 57
	mm	1397	1270	356	kg 26

**FLUSH MOUNTED**



Model		A	B	Weight
G-15248	in	18"	6½"	lbs 7
	mm	457	165	kg 3
G-15249	in	24"	7½"	lbs 9
	mm	610	191	kg 4
G-15250	in	30"	8½"	lbs 17
	mm	762	216	kg 8
G-15251	in	38"	10"	lbs 23
	mm	965	254	kg 10
G-15252	in	45"	12½"	lbs 37
	mm	1143	318	kg 17
G-15253	in	55"	15½"	lbs 50
	mm	1397	394	kg 23

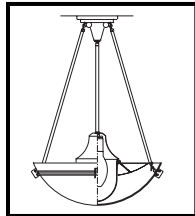
## Lamping

Incandescent	Lumens	Lamp Base	Code	Pendants					Flush Mounted						
				Bowl Diameter					Bowl Diameter						
				18	24	30	38	45	55	18	24	30	38	45	55
3-60 A-19	2,565	Medium	A	•	•	•	•	•	•	•	•	•	•	•	•
6-60 A-19	5,130	Medium	B	•	•	•	•	•	•	•	•	•	•	•	•
3-100 A-19	4,950	Medium	C	•	•	•	•	•	•	•	•	•	•	•	•
6-100 A-19	9,900	Medium	D	•	•	•	•	•	•	•	•	•	•	•	•
3-150 A-21	6,507	Medium	E	•	•	•	•	•	•	•	•	•	•	•	•
6-150 A-21	13,014	Medium	F	•	•	•	•	•	•	•	•	•	•	•	•
3-200 A-21	8,595	Medium	G	•	•	•	•	•	•	•	•	•	•	•	•
6-200 A-21	17,190	Medium	H	•	•	•	•	•	•	•	•	•	•	•	•
3-300 PS30	18,300	Medium	I	•	•	•	•	•	•	•	•	•	•	•	•
6-300 PS30	36,600	Medium	J	•	•	•	•	•	•	•	•	•	•	•	•
<b>Fluorescent</b>															
2 CFQ13	1,530	G24q-1 4 Pin	K	•	•	•	•	•	•	•	•	•	•	•	•
4 CFQ13	3,060	G24q-1 4 Pin	L	•	•	•	•	•	•	•	•	•	•	•	•
4 CFQ26	5,840	G24q-3 4 Pin	M	•	•	•	•	•	•	•	•	•	•	•	•
8 CFQ26	11,680	G24q-3 4 Pin	N	•	•	•	•	•	•	•	•	•	•	•	•
3-CF36/39	7,530	2G11 4 Pin	O	•	•	•	•	•	•	•	•	•	•	•	•
4-CF36/39	10,040	2G11 4 Pin	P	•	•	•	•	•	•	•	•	•	•	•	•
6-CF36/39	15,060	2G11 4 Pin	Q	•	•	•	•	•	•	•	•	•	•	•	•
9-CF36/39	22,590	2G11 4 Pin	R	•	•	•	•	•	•	•	•	•	•	•	•
8-CF50	27,200	2G11 4 Pin	S	•	•	•	•	•	•	•	•	•	•	•	•
10-CF50	34,000	2G11 4 Pin	T	•	•	•	•	•	•	•	•	•	•	•	•
CF36/39 lamp M.O.L. 16 1/2" long															
<b>Metal Halide Only available with hanger A, B, E, F, G or H</b>															
1-175 ED-28	8,380	Mogul	U	•	•	•	•	•	•	•	•	•	•	•	•
1-250 ED-28	11,300	Mogul	V	•	•	•	•	•	•	•	•	•	•	•	•
1-400 ED-28	22,700	Mogul	W	•	•	•	•	•	•	•	•	•	•	•	•

Please state voltage. See Code. Code: 1 120 volts  
2 277 volts

## Metal Halide

The reflector for our metal halide fixtures is finished with a highly reflective white powdercoat finish, which is also easy to maintain.



Ballasts are encased and potted, thermally protected with dual taps for 120 or 277 volts. Usually the ballast is mounted in a remote location. In the event this is not possible, the ballast may be mounted in specially designed, decorative traditional or contemporary canopies appropriate to the fixture style.

## Acrylic Bowls

	CODE		CODE
White Opal	W	Satin White	S
Faux Alabaster	F	Earth Marble	M

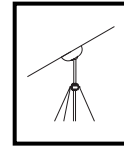
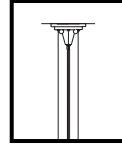
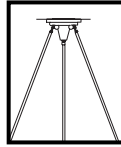
Main Finish is Brushed Aluminum.  
Specify paint color for accents.

## Finishes

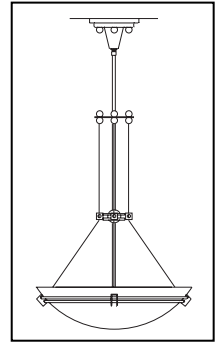
Standard Painted Finishes	Code		Code
Satin Black	A	Light Bronze	G
Reflector White	B	Dark Bronze	H
Painted Aluminum	C	Painted Antique Brass	I
New Satin Nickel	D	Gray Granite	J
Faux Rust	E	Light Verdigris	K
Beige	F	Sungold	L

## Hangers

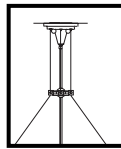
A Flat Ceiling  
B Sloped Ceiling  
C Flat Ceiling  
D Sloped Ceiling



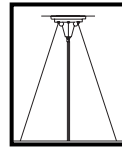
For Sloped Ceilings



E Flat Ceiling  
F Sloped Ceiling



G Flat Ceiling  
H Sloped Ceiling



For lengths longer than 60" this method of hanging will be used with standard length stems


Custom lengths are available. Consult price sheet for added or shortened length.

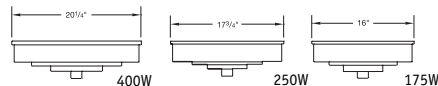
## Options

All ballasts are high power factor electronic

Multi-circuiting is available. Consult factory for combinations and pricing.

### Code

- 1 Add Finial  required with hanger C or D.
- 2 Integral Dimming Ballasts
- 3 Emergency Ballasts-Available for fluorescent fixtures. Integral to operate 2 lamps in 30" bowls and above. All others remotely mounted. Only available with sloped ceiling hanger.
- 4 White Opal Top Lens (not available with Metal Halide)
- 4A Clear Top Lens (not available with Metal Halide)
- 5 150 Watt Quartz Restrike for Metal Halide (Only available with hanger A or B)
- 6 Surface Mounted Metal Halide Ballast Canopy



- 7 No Options Needed

Matching Fixture: Metropolis Cone

## How To Specify

To specify a 30" diameter bowl Vortex Pendant with 6-39 Watt Compact Fluorescent Lamping, 120 volts, White Opal Bowl, Satin Black Accents, Triple Vertical Stem Hanger, Sloped Ceiling, Finial, Dimming Ballasts, Emergency Ballast, 48" Overall Length:

**G15243-Q1-W-A-D-123-048**

Fixture No.	G15243-	Q1-	W-	A-	D-	1,2,3-	048
Lamping, Voltage							
Bowl							
Finish							
Hanger							
Options							
Overall Length							